


Blade Poster SignHolders™

Drop-In Frames



Amazingly thin!

Blade Poster Signholders™

- All metal, slender 5/8" thick profile
- Steel base & uprights, black matte finish
- Suitable for high traffic areas
- Custom sizes and colors available



Specify: Model — Color

Model	Tiers	Graphic w" x h"	Ht.	Wt.
BL1422-1	1	14" x 22"	65"	7 Lbs.
BL1422-2	2	14" x 22"	73"	9 Lbs.
BL1422-3	3	14" x 22"	88"	11 Lbs.
BL2228-1	1	22" x 28"	65"	8 Lbs.
BL2228-2	2	22" x 28"	73"	11 Lbs.

Matte Black

Customization

Sizes, colors, different bases.
Quantity minimums apply.

Accessories



Weighted Cover

BLWC14 For **BL1422** 14" x 22" (~15 lbs.)
BLWC22 For **BL2228** 22" x 28" (~25 lbs.)



SLB3 Lit. Baskets (for 22" w units only)
(1) 11" x 17" tabloids or
(2) 8-1/2" x 11" stacks



Coroplast® White, 4 mm
COR6 14" x 22"
COR7 22" x 28"



Clear lenses, sold in pairs.
CPL6 14" x 22"
CPL7 22" x 28"



Release snap button and
bottom frame pivots for
graphic insertion

Blade Poster SignHolders™

Drop-In Frames




BL2228-2


↓
For Media
up to 3/16"
↑

A Combination of Power and Aesthetics

Extremely durable construction



Steel tubing
electrically welded.



Solid
support bushings.



BL1422-3



Blade Poster Signholders™

- Outstanding strength
- Durable, extremely lightweight
- Great for quick, easy graphic change-outs
- Top load graphics facing out - double sided
- Snap button pivots lower frames for graphic insertion
- Strong 5/8" thick profile

Built to last in high traffic areas